

2020

CARRIAGE

COLLECTION



C.H.I.  [®]
OVERHEAD DOORS

The Quality Garage Door.™

Enduring Style. Exceptional Quality.

For the perfect addition to your home's façade, explore the Carriage Collection from C.H.I. Overhead Doors.

The dimension and texture of carriage house doors can evoke an old-world aesthetic or elevate modern home design.

Available in wood, steel, fiberglass, or Accents Woodtones, overlay doors deliver curb appeal, thermal performance and dependable operation.



Find Your Perfect Match

The classic appearance of carriage house doors available in a variety of materials and designs.



SHORELINE ACCENTS OVERLAY

These Accents Woodtones doors offer the classic appearance and texture of real wood overlays without the recurring maintenance.



OVERLAY CARRIAGE HOUSE

Featuring traditional designs and construction, these doors are available in steel, wood, and fiberglass.



FLUSH CARRIAGE HOUSE

Get the look of carriage house overlays on a completely flat, smooth surface.




Design 30 in walnut accents woodtones with optional madison window designs, and plain glass.

SHORELINE ACCENTS OVERLAY



Design 31 in driftwood accents woodtones with optional arched stockton window designs, tinted glass, and spade hardware.



Design 34 in walnut accents woodtones with optional arched madison window designs, plain glass, and spade hardware.

Model Chart

BEST

Panel Style / Model Number³

Overlay Carriage House

5602

Overlay Material

Textured wood grain molded polyurethane face boards

Section Construction


2.5in. Thick - 2-Sided Steel

Section Material

Heavy Duty / 27^g Ga. Steel

Insulation Type

Polyurethane



Thermal Rating

R-17.54



Personalizing Options

Accents Woodtones¹

•

Windows

•

Faux Windows

•

Glass

•

Warranty

Limited Warranty



Section Detail

Deep textured wood grain molded polyurethane face boards are laminated to the Accents woodgrain embossed steel sections that are designed using full color digital imaging to create the look of real wood.

Pictured above: Door design 11 shown in driftwood accents woodtones.

Picture left: Section detail design 34 shown in walnut accents woodtones.

Personalizing Options For all options see page 14.

ACCENTS WOODTONES¹



Walnut



Driftwood

DECORATIVE HARDWARE - PERMANENT



Spade



Wrought Iron



Barcelona 1



Barcelona 2



SECTIONS
Limited Lifetime

OVERLAYS
3 Years

SPRINGS
3 Years

HARDWARE
6 Years



WANT TO SEE MORE?

Visit chiohd.com/shoreline



Design 32 white with optional 2 piece arched stockton window designs, spade hardware, and glue chip glass.

STEEL OVERLAY CARRIAGE HOUSE








Design 34 in sandstone with optional arched stockton window designs, tinted glass, and wrought iron hardware.



Design 11 in almond with optional arched stockton window designs, plain glass, and wrought iron hardware.

Model Comparison Chart

	BETTER	BEST
Panel Style / Model Number³		
Overlay Carriage House	5300	5600
Overlay Material	XPS [Extruded Polystyrene] composite overlay face boards	
Section Construction	2.5in. Thick - 2-Sided Steel	
Section Material	Heavy Duty / 27 ² Ga. Steel	
Insulation Type	Polystyrene	Polyurethane
		
 Thermal Rating	R-10.29 	R-17.54 
Personalizing Options		
Colors¹	•	•
2-Tone Colors²	•	•
Windows	•	•
Faux Windows	•	•
Glass	•	•
Exterior Hardware	•	•
Warranty	Limited Lifetime Warranty	

¹ Refer to your local C.H.I. Dealer for exact color match. ² Lower steel gauge [ga.] number indicates stronger steel. ³ Model number indicates design and window style. ⁴ Overlay boards are always white for a 2-tone design.




Section Detail

XPS composite overlay face boards are laminated to wood-grained steel sections using high performance adhesives, then factory finished in one or two-toned options.

Personalizing Options For all options see page 14.

COLORS¹



White




Almond



White / Almond



White / Sandstone



Sandstone



Bronze



White / Bronze

2-TONE COLORS⁴

DECORATIVE HARDWARE - PERMANENT



Spade



Wrought Iron



Barcelona 1



Barcelona 2



SECTIONS
Limited Lifetime

OVERLAYS
3 Years

SPRINGS
3 Years

HARDWARE
6 Years



WANT TO SEE MORE?

Visit chiohd.com/overlay-carriage-house




Design 32 cedar, field stained with optional madison window designs and seeded glass.

WOOD OVERLAY CARRIAGE HOUSE




Design 32 in field stained with optional madison window designs, and plain glass.



Design 31 in field stained with optional arched top, and wrought iron handles.

Model Comparison Chart

	BETTER	BEST
Panel Style / Model Number³		
Overlay Carriage House	5400	5700
Overlay Material	Western Red Cedar or Fijian Mahogany	
Section Construction	2.5in. Thick - 2-Sided Steel	
Section Material	Heavy Duty / 27 ² Ga. Steel	
Insulation Type	Polystyrene	Polyurethane
		
 Thermal Rating	R-10.78 	R-18.03 
Personalizing Options		
Wood¹	•	•
Windows	•	•
Faux Windows	•	•
Glass	•	•
Exterior Hardware	•	•
Warranty	Limited Lifetime Warranty	

¹ Refer to your local C.H.I. Dealer for exact woodtype match. ² Lower steel gauge [ga.] number indicates stronger steel. ³ Model number indicates design and window style.



Pictured above: Door design 11A shown in cedar.

Picture left: Section detail design 34 shown in cedar.

Section Detail

Manufactured unfinished for field painting or staining, the wide tongue-and-groove, smooth wood overlay face boards are laminated to wood-grained steel sections with high performance adhesives.



Personalizing Options For all options see page 14.

WOOD¹



Cedar



Mahogany

DECORATIVE HARDWARE - PERMANENT



Spade



Wrought Iron



Barcelona 1



Barcelona 2

FIELD FINISHING



Unfinished wood doors must be finished prior to installation to maintain warranty coverage.



SECTIONS
Limited Lifetime

OVERLAYS
1 Year

SPRINGS
3 Years

HARDWARE
6 Years



WANT TO SEE MORE?

Visit chiohd.com/overlay-carriage-house



Design 30, white with optional 4 piece arched stockton window designs and tinted glass.

FIBERGLASS OVERLAY CARRIAGE HOUSE







Design 34, white with optional stockton window designs, plain glass, and wrought iron hardware.



Design 31, sandstone with optional arched stockton windows, and plain glass.


Model Comparison Chart

BETTER		BEST
Panel Style / Model Number³		
Overlay Carriage House	5500	5800
Overlay Material	Fiberglass beadboard with XPS [Extruded Polystyrene] composite overlay face boards	
Section Construction	2.5in. Thick - 2-Sided Steel	
Section Material	Heavy Duty / 27 ² Ga. Steel	
Insulation Type	Polystyrene	Polyurethane
		
Thermal Rating	R-10.67 	R-17.92 
Personalizing Options		
Colors¹	•	•
Windows	•	•
Faux Windows	•	•
Glass	•	•
Exterior Hardware	•	•
Warranty	Limited Lifetime Warranty	

¹ Refer to your local C.H.I. Dealer for exact color match. ² Lower steel gauge [ga.] number indicates stronger steel. ³ Model number indicates design and window style.

Section Detail

Impact-resistant fiberglass beadboard and XPS composite overlay face boards are laminated to wood-grained steel sections with high performance adhesives, then factory finished.



Pictured above: Door design 34 shown in sandstone.

Picture left: Section detail design 35 shown in white.


Personalizing Options For all options see page 14.

COLORS¹



White Almond Sandstone Bronze

DECORATIVE HARDWARE - PERMANENT



Spade

Wrought Iron



Barcelona 1

Barcelona 2



SECTIONS
Limited Lifetime

OVERLAYS
3 Years

SPRINGS
3 Years

HARDWARE
6 Years




WANT TO SEE MORE?

Visit chiohd.com/overlay-carriage-house



Design 36, mahogany accents woodtones with optional stockton inserts, plain glass, and spade hardware.

FLUSH CARRIAGE HOUSE



Design 33, dark oak accents woodtones with optional madison window designs, plain glass, and wrought iron hardware.



Design 32, sandstone.

Model Chart

BEST

Panel Style / Model Number³

Flush Carriage House

5217

Face Design Designs mimic overlay boards but are completely smooth

Section Construction 2in. thick flush sections - 2-sided steel

Section Material Heavy Duty / 27² Ga. Steel

Insulation Type Polyurethane



 **Thermal Rating**

R-17.54

Personalizing Options

- Colors¹** •
- Accents Woodtones¹** •
- Windows / Inserts** •
- Glass** •
- Designer Glass** •


Warranty Limited 5-Year Warranty

¹ Refer to your local C.H.I. Dealer for exact woodtone match. ² Lower steel gauge [ga.] number indicates stronger steel. ³ Model number indicates design and window style.



Section Detail

High-resolution digital scans are used to create a non-repeating grain pattern that reflects the true color and appeal of real wood on a completely smooth surface.



Pictured above: Door design 34 shown in cedar accents woodtones.

Picture left: Section detail design 34 shown in cedar accents woodtones.

Personalizing Options For all options see page 14.

COLORS¹




White

Almond

Sandstone

ACCENTS WOODTONES¹



Mahogany

Cedar

Dark Oak

DECORATIVE HARDWARE - PERMANENT



Spade



Wrought Iron



Barcelona 1



Barcelona 2

DECORATIVE HARDWARE - MAGNETIC



Spade



Ashford



Clavos



SECTIONS
5 Years

SPRINGS
3 Years

HARDWARE
6 Years



WANT TO SEE MORE?

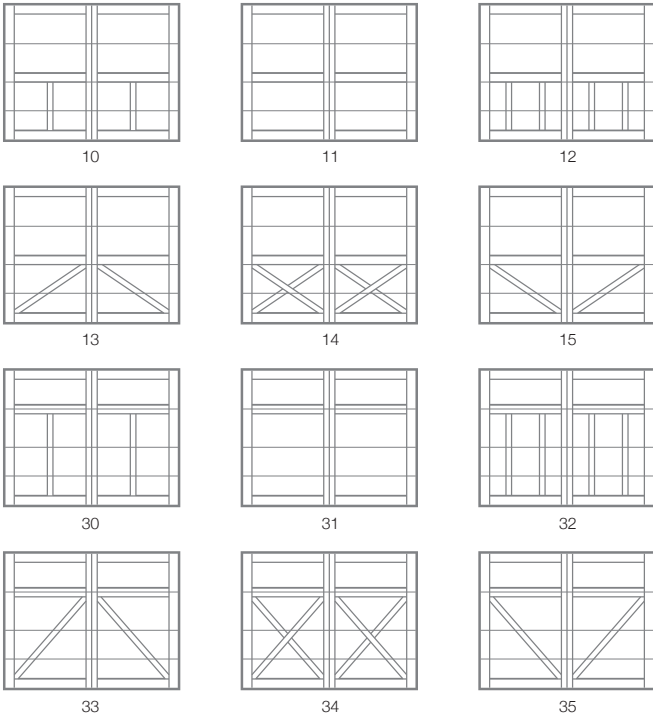
Visit chiohd.com/flush-carriage-house

PERSONALIZING OPTIONS Not all options shown are available with every style.

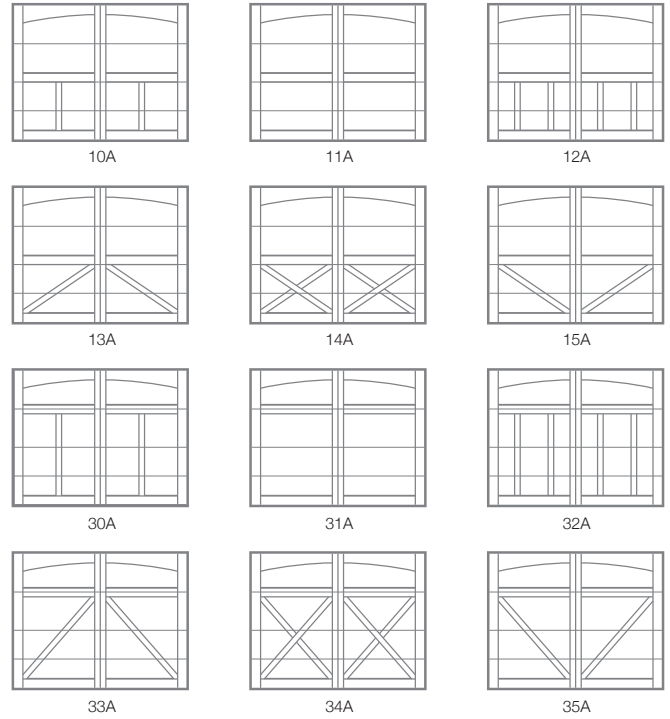
We offer a variety of personalizing options to help your home stand out in your neighborhood. After choosing your door's style and color, add glass, window designs, or hardware to dramatically change the overall look of your door and add to your home's appeal.

Shoreline and Overlay DESIGNS

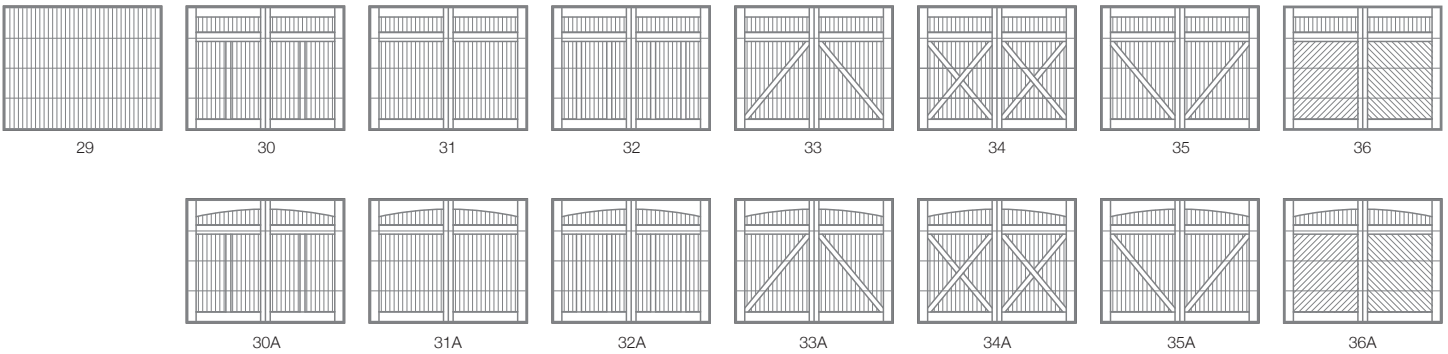
Square Tops



Arched Tops




Flush Carriage House DESIGNS



DECORATIVE HARDWARE

Permanent



Magnetic Flush Carriage House only.




WANT TO SEE MORE?
Visit chiohd.com/carriage-collection

See your door before you buy it! doorvisions.chiohd.com

1 Refer to your local C.H.I. Dealer for exact color, woodtones, and woodtype match. 2 Overlay face boards are always white for a 2-tone design.

Overlay and Flush Carriage House **COLORS**¹



Overlay Steel **2-TONES**²



Overlay Wood **WOOD**¹




Flush Carriage House **ACCENTS WOODTONES**¹




Shoreline **ACCENTS WOODTONES**¹



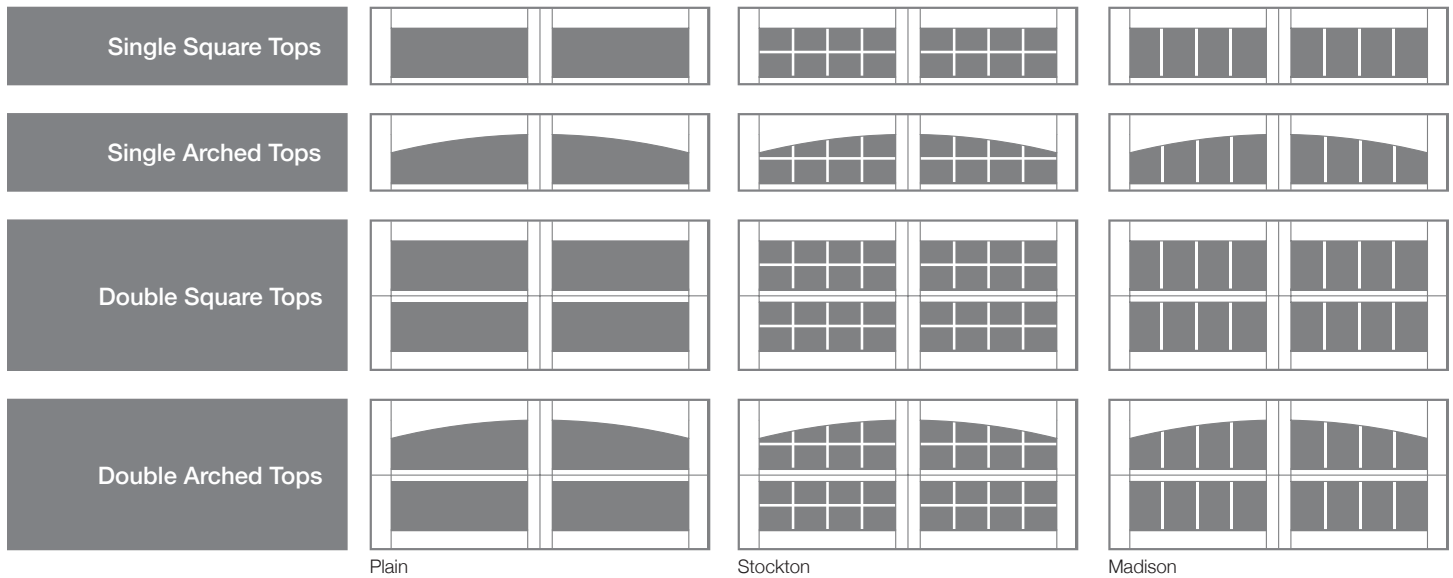
GLASS



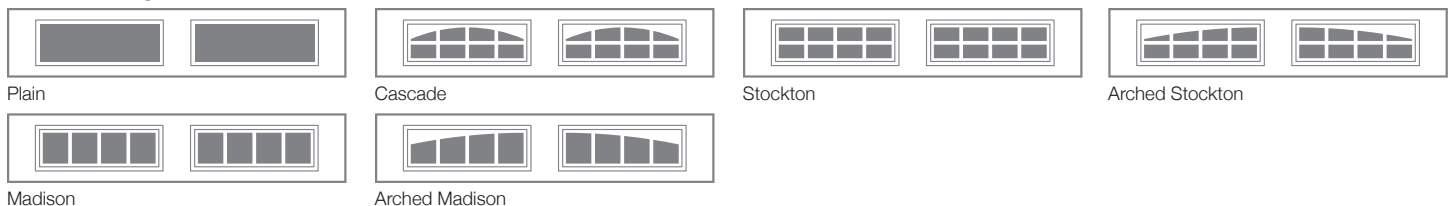
Flush Carriage House **DESIGNER GLASS**



Shoreline and Overlay **WINDOW DESIGNS** 27in to 51in x 17in



Flush Carriage House **WINDOW INSERTS - OVERSIZED** 42in x 15in





DOORVISIONS

Bring your vision to life.

C.H.I. DEALERS

A BETTER BUYING EXPERIENCE

All C.H.I. doors, replacement parts, and accessories are sold only through our network of C.H.I. dealers: dedicated professionals who install and service our doors with the same quality and workmanship we use to manufacture them.

chiohd.com | 1485 Sunrise Drive | Arthur, IL 61911 | USA

Your Local Garage Door Professional