



MONTAGE[®]

RESIDENTIAL ORNAMENTAL STEEL FENCE



FENCE PRODUCTS

AMERISTARFENCE.COM | 888-333-3422

ASSA ABLOY, the global leader in door opening solutions

AMERISTAR[®]

ASSA ABLOY



THE MONTAGE® DIFFERENCE



LIFETIME WARRANTY

The Montage families of fencing products are manufactured from superior quality materials by skilled craftsmen with the highest standards of workmanship in the industry. Ameristar is confident in offering Montage with a Lifetime Limited Warranty (*the first of its kind*), backed by an American company with over 30 years of demonstrated excellence in manufacturing ornamental fencing products.



E-COAT vs PAINTED STEEL

Major corrosion problems start from the inside. That's why all products in the Montage family are coated inside and outside. Our galvanized steel framework is subjected to a multi-stage pre-treatment/wash (*with zinc phosphate*), followed by a duplex cathodic electrocoat system consisting of an epoxy primer, which significantly increases corrosion protection, and an acrylic topcoat, which provides the protection necessary to withstand adverse weathering effects. This process results in years of maintenance-free ownership. Simply painting steel on the outside leaves it vulnerable to corrosion, which in turn destroys the entire fence.



Competitors Painted Rail
(outside only)



Montage E-Coated rail
(outside and inside)

-  Acrylic Topcoat
-  Epoxy Primer
-  Zinc Phosphate
-  Galvanic Zinc



BE SURROUNDED WITH


Beauty & Protection

Montage ornamental steel fence is unparalleled in strength and quality, adapts to virtually any terrain, withstands vast shifts in climate yet remains untouched by time in stately elegance. This fence offers an array of customizable options to fit your unique sense of style and application.




PROFUSION WELDED STEEL vs ALUMINUM

All Montage fence panels are fabricated using Ameristar's ProFusion welding process. This technique combines laser and fusion technology to create a virtually invisible structural connection at every picket to rail intersection. Unlike typical aluminum fence systems that are held together with unsightly screws, the ProFusion weld used with Montage promotes a "good neighbor" profile with sleek lines and no exposed picket to rail fasteners. When compared to residential aluminum fencing, Montage's welded steel construction is unmatched in strength and durability.



Fully rakeable panels



Stair-stepping panels

RAKEABLE vs STAIR-STEP

The ProFusion welded panel design of Montage enables maximum bias for virtually all terrains. Being the only welded steel fence capable of following steep grade changes, Montage follows uneven ground contours like a second skin. This eliminates stair-stepping panels with the flexibility of a 48" rise in an 8' run.

ENVIRONMENTALLY RESPONSIBLE

Ameristar proudly leads the way in manufacturing programs and practices to reduce our carbon footprint and has developed methods to reduce our energy consumption. We consistently monitor air emissions, storm water runoff, and waste water discharge. We also recycle all of our scrap steel, wood, cardboard, plastics, paper and oil products. Montage is fabricated from domestic steel that contains up to 97% recycled content.





CLASSIC™

Timeless Elegance

Classic style features extended pickets that culminate to an arrow-pointed spear capture the beautiful look of old style wrought iron fencing. Single, double and arched walk gates that perfectly match this fence style are also available.

- ❖ *2-rail panels in 3', 3½', 4' and 5' heights, with a standard or flush bottom rail*
- ❖ *3-rail panels in 3', 3½', 4', 5' and 6' heights, with a standard or flush bottom rail*



MAJESTIC™

Modern Beauty

Majestic's flush top rail projects a clean, streamlined look that make it one of the most popular styles in the Montage family. Single, double and arched walk gates that perfectly match this fence style are available as well.

- ❖ *2-rail panels in 3', 3½', 4' and 5' heights, with a standard or flush bottom rail*
- ❖ *3-rail panels in 3', 3½', 4', 5' and 6' heights, with a standard or flush bottom rail (4½' panels available with flush bottom rail only)*



GENESIS™

Creatively Distinct

Genesis style's extended flat-topped pickets serve as a foundation for your choice of accent finials providing a customized design. Single, double and arched walk gates that perfectly match this fence style are available as well.

- ❖ *2-rail panels in 3', 3½', 4' and 5' heights, with a standard or flush bottom rail*
- ❖ *3-rail panels in 3', 3½', 4', 5' and 6' heights, with a standard or flush bottom rail*



WARRIOR™

Traditional Character

Alternating picket heights coupled with each picket culminating into an arrow-pointed spear, give the Warrior style a distinctive look that is a hallmark of wrought iron fencing. Single and double swing gates that perfectly match this fence style are also available.

- ❖ 2-rail panels in 3', 3½', 4' and 5' heights, with a standard or flush bottom rail
- ❖ 3-rail panels in 3', 3½', 4', 5' and 6' heights, with a standard or flush bottom rail




CRESCENT™

Sophisticated Charm

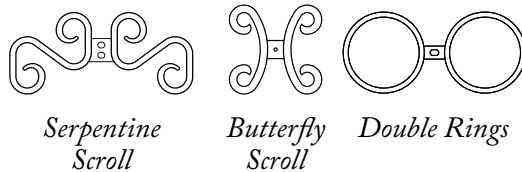
Crescent style is a unique old world look with pressed-spear pickets protected by arched steel loops. Single and double swing gates that perfectly match this fence style are also available. *(Not rakeable).*

- ❖ 2-rail panels in 3', 3½', 4' and 5' heights, with a standard or flush bottom rail
- ❖ 3-rail panels in 3', 3½', 4', 5' and 6' heights, with a standard or flush bottom rail

FINIALS & ADORNMENTS



Quad Flare Triad Royalty Ball Cap



Serpentine Scroll Butterfly Scroll Double Rings

COLOR OPTIONS



Black Bronze

MONTAGE® POOL, PET & PLAY




Relax or Splash


SAFELY & IN STYLE

Montage Pool, Pet & Play provides additional safety for pets and children with 3" airspace between pickets. The 3" airspace of the Montage Pool, Pet & Play gives these panels a more robust appearance, as well as increased panel strength due to the additional picket to rail connections.


- ❖ *2-rail panels in 3', 3½' and 4' heights, with a standard or flush bottom rail (available in Majestic or Gemini only)*
- ❖ *3-rail panels in 3', 3½', 4', 5' and 6' heights, with a standard or flush bottom rail (4½' Majestic panels available with flush bottom rail only)*




Classic



Majestic



Genesis



*Gemini
(not rakeable)*

AVAILABLE GATE SYSTEMS



Steel Estate Entry Gate



EXPERIENCE YOUR

Grand Entrance

For the perfect finishing touch to your project, Montage offers several gate options to compliment any installation. Montage's single arched swing gates, traditional single swing and double swing gates are crafted with fully welded construction for years of durability. Fabricated with the same components as the fence panel these Montage gates provide a seamless transition from ornamental fence to decorative gate. A variety of steel Estate® Entry Gates are also available to accent any entry.



WHY CHOOSE AMERISTAR

KNOWLEDGE & EXPERIENCE

Ameristar was chartered 30 years ago in response to the demand by consumers and specifiers for specialty fence products. Ameristar offers an aesthetically pleasing product that is both high in quality and affordability. This has been achieved by maximizing high-volume productivity, increasing product design strength, and promoting simplistic installation.

PROVEN CAPABILITY

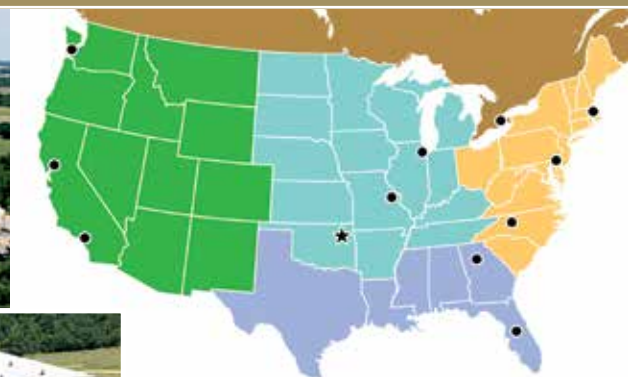
Ameristar's integrated in-house process and extensive raw material inventory results in much improved productivity and availability compared to the competition. By having a vast finished goods inventory, Ameristar is capable of delivering finished products faster than competitors who sublet the majority of their operations.

INDUSTRY LEADERSHIP

Over the years Ameristar has continually raised the bar across the board in the manufacturing of high quality, innovative fencing products. Our demonstrated commitment to upholding higher values translates into superior products that go far beyond merely meeting minimum industry standards.



Ameristar's world headquarters, manufacturing & coil processing facilities in Tulsa, Oklahoma, USA.



LEGEND

- ★ Ameristar Headquarters
- Sales & Service Centers



Part #9719 | Revised 07/2015



AMERISTARFENCE.COM | 888-333-3422

ASSA ABLOY, the global leader in door opening solutions

AMERISTAR®

ASSA ABLOY